

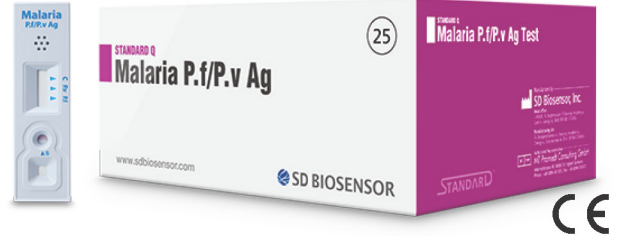
## STANDARD Q

# Malaria P.f/P.v Ag SD BIOSENSOR

STANDARD Q Malaria P.f Ag qualitatively analyzes *Plasmodium falciparum* and *Plasmodium vivax* antigens in whole blood using immunochromatography. The target antigen is Histidine-Rich Protein II (HRP-II) of *Plasmodium falciparum* and plasmodium lactate dehydrogenase (pLDH) of *Plasmodium vivax*, and the screening test result can be obtained within 15 minutes with its high sensitivity and specificity.

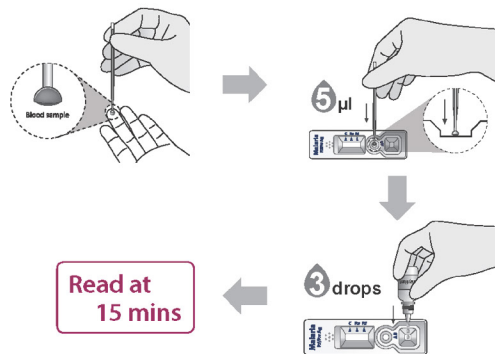
### GENERAL INFORMATION:

- Distinguish the infection between *P.falciparum* and *P.vivax*
- Optimized on-site diagnosis with the small diagnostic kit
- Able to read positive/negative infections fast and accurately with a little blood (5µl)
- Room temperature storage

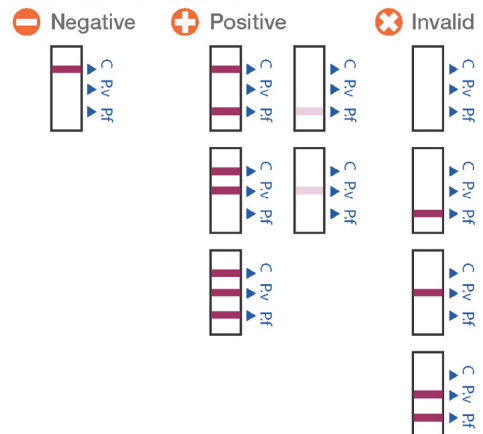


Specification	
Specimen	Whole Blood
Test Time	15 mins. (Do not read after 30 mins.)
Specimen Volume	5µl
Storage Temperature	2-40°C / 36-104°F

### TEST PROCEDURE



### INTERPRETATION



### TEST PERFORMANCE

	Reference	Sensitivity	Specificity
Venous Whole Blood	Microscopy	P.f 99.59% (487/489) P.v 100% (123/123)	100% (1006/1006)
Capillary Whole Blood	Microscopy	99.38% (322/324) 100% (25/25)	100% (256/256)

### ORDERING INFORMATION

Category	Product	Pack Size
Vector Borne Disease	STANDARD Q Malarai P.f/P.v Ag Test	25 Test